



BASIC SEWER CARE

At UMJA, we rely on our customers and community to not only do their best to care for their sewer system, but to keep us informed if they notice something not working properly.

COMMON SEWER CLOGS:

- ✓ Grease and oils
- ✓ Paper products
- ✓ Hair and lint

NATURAL DAMAGE TO SEWERS:



- ✓ Cracked pipes
- ✓ Tree roots

QUESTIONS TO ASK:

- ✓ Does your drain run slower than usual?
- ✓ When water drains, does it gurgle?
- ✓ Does water drained elsewhere appear in certain appliances?
- ✓ Is there any wetness around the floor drain in your basement?
- ✓ Have you experienced sewer-like odors?

CONTACT US

The Upper Montgomery Joint Authority

-  Jennifer Leister,
Executive Director
-  1100 Mensch Dam Road,
Pennsburg, PA 18073
-  (215) 679 – 5133
-  Find us on Facebook!
-  Open Monday-Friday
7 AM-3:30 PM
-  www.umja.org
Visit our website for information
on contacting us in the event of
a sewer emergency.

NOW AVAILABLE: E-billing and an online customer portal! Visit our website to learn more about both. Plus- make sure we have your up to date contact information to receive notifications as needed by phone, text and email.



UPPER MONTGOMERY JOINT AUTHORITY


KEEPING PIPES CLEAR



Protecting your pipes:

Flushing or sending products down the drain that aren't supposed to be may cause damage to your home and valuable belongings.

WIPES CLOG PIPES



**REMEMBER:
DISPOSABLE
DOESN'T
MEAN
FLUSHABLE!**

The increasingly popular, pre-moistened bathroom wipes and pop-off scrubbers on toilet cleaning wands can wreak havoc on sewer systems.

That's right, even those items advertised as "flushable" can cause a lot of damage!

Wipes might flush just fine, but it's what happens after they flush that is the problem. Often, wipes do not break down sufficiently as they travel through the sewer system. The result is mounds of accumulated wipes and debris causing massive clogs, and expensive repairs.



DID YOU KNOW: Toilet paper disintegrates in about 8 seconds. Some wipes can take up to 8 days to dissolve!

Toilet paper turns into mush when it gets wet, other products are more cloth-like materials that doesn't break down and can block sewer lines and clog equipment.

MANAGING KITCHEN FATS, OILS AND GREASE

WHAT TO DO:

- 👍 Wipe your pots, pans, and all work areas prior to washing them.
- 👍 Dispose of food waste directly into the trash.
- 👍 Collect waste oil and store for recycling.
- 👍 Clean and rinse your restaurant kitchen mats over a utility sink.

WHAT NOT TO DO:

- 👎 Do not pour cooking residue directly into the drain.
- 👎 Do not dispose of food waste into the garbage disposal.
- 👎 Do not pour waste oil down the drain.
- 👎 Do not wash floor mats where water will run off into the storm drain.

Information adapted from the National Restaurant Association & Hampton Roads Planning District Commission

FLUSHING FACTS



WHAT NOT TO FLUSH:

Baby wipes	Pharmaceuticals
Diapers	Feminine Products
Disposable wipes	Fat, Grease, Oils
Paper towels	Kitty Litter
Pesticides	Paints & Chemicals

EXTRA TIPS

- ✓ Screen all possible drains in your home and make sure to use a lint trap on your laundry hose.
- ✓ Have your sewer line cleaned periodically.
- ✓ Avoid planting trees or other plants around or over your sewer line.

HERE TO HELP

- ➔ Does your sink, toilet, and/or tub drain slowly?
- ➔ Do you have plumbing problems during rain events?
- ➔ Do you feel like your facilities are not draining like they should be?

GIVE US A CALL. We'll use a sewer camera to inspect the sewer lines from your outside cleanout to the street. No home access necessary! Note, must be a UMJA customer. Lateral inspection fee will apply.

PHARMACEUTICAL DISPOSAL



DON'T FLUSH THEM! The Upper Perkiomen Police Department has a prescription medication collection box for your unwanted medicine. Contact them for drop off information!